

British Teams Results

Teams

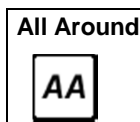
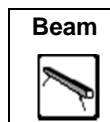
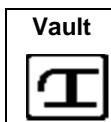
Team	Vault	Bars	Beam	Floor	Total	Posn
Liverpool	41.450	40.900	42.350	42.500	167.200	1
Cardiff Central	39.000	37.350	38.650	39.400	154.400	2
Heathrow	38.450	37.700	37.850	39.850	153.850	3
Dynamo	40.600	32.300	38.150	37.800	148.850	4
The Academy	39.250	33.800	36.250	38.300	147.600	5
Notts "A"	40.350	34.600	34.250	38.300	147.500	6
Notts "B"	38.650	32.750	37.700	36.250	145.350	7
Park Wrekin College	37.250	33.800	35.150	36.250	142.450	8
South Durham	38.050	31.650	35.400	36.850	141.950	9
Horsham	39.500	31.550	36.250	34.550	141.850	10
Europa	38.650	30.300	35.000	36.350	140.300	11
City of Glasgow	36.700	31.650	33.200	36.150	137.700	12
City Of Manchester	37.000	30.000	35.200	34.300	136.500	13
Vernon Park	36.150	21.300	30.200	31.500	119.150	14

Highest on Vault, Bars, Beam, Floor - Ussel Free Trophy

No	Name	Bars	Total
Liverpool	Beth Tweddle MBE	14.900	14.900

British Teams

Women's Artistic



Teams

No	Name	Club	Team	Comp	D	Vault	D	Bars	D	Beam	D	Floor	AA		
46	Hannah	Whelan	Liverpool	Teams	5.0	13.950	2 =	5.4	13.800	2 =	6.0	14.850	1 =	56.850	1 =
50	Jennifer	Pinches	Liverpool	Teams	5.0	13.400	10 =	5.2	12.200	9 =	5.6	13.550	3 =	53.100	2 =
75	Danusia	Francis	Heathrow	Teams	5.0	13.500	9 =	5.7	13.350	3 =	5.8	12.900	9 =	52.900	3 =
42	Angel	Romaec	Cardiff Central	Teams	4.4	12.800	23 =	4.6	12.450	5 =	4.7	13.100	7 =	51.700	4 =
60	Laura	Edwards	Dynamo	Teams	5.0	13.950	2 =	5.0	11.550	14 =	5.1	12.200	19 =	51.300	5 =
43	Elizabeth	Beddoe	Cardiff Central	Teams	5.0	12.900	19 =	4.1	12.500	4 =	4.8	12.850	11 =	51.150	6 =
78	Lorlah	James	Heathrow	Teams	5.0	12.200	42 =	4.1	12.050	10 =	4.8	13.050	7 =	50.900	7 =
41	Jessica	Hogg	Cardiff Central	Teams	5.0	13.100	14 =	4.9	11.950	12 =	4.6	12.700	14 =	50.850	8 =
44	Raer	Theaker	Cardiff Central	Teams	5.0	13.000	17 =	4.8	12.400	5 =	4.6	12.300	18 =	50.650	9 =
48	Rebecca	Tunney	Liverpool	Teams	5.0	13.650	7 =	5.5	10.700	28 =	5.3	12.950	8 =	50.450	10 =
36	Ruby	Harrold	The Academy	Teams	5.8	13.850	4 =	5.3	11.950	12 =	4.7	11.500	33 =	50.300	11 =
76	Charlotte	Lindsley	Heathrow	Teams	4.4	12.750	25 =	4.8	12.300	7 =	4.8	11.900	25 =	50.050	12 =
59	Kelly	Simm	Dynamo	Teams	5.0	13.550	8 =	4.7	10.750	26 =	4.8	12.850	11 =	49.250	13 =
33	Jocelyn	Hunt	Horsham	Teams	5.0	13.850	4 =	4.0	11.100	20 =	5.2	13.400	4 =	49.150	14 =
79	Billie	Mackenzie	Notts "A"	Teams	5.0	13.300	11 =	5.0	11.500	16 =	4.8	11.700	30 =	49.100	15 =
65	Ellis	O'Reilly	Europa	Teams	4.4	13.200	13 =	3.4	10.850	23 =	4.0	12.150	21 =	48.850	16 =
54	Megan	Bonnar	Notts "B"	Teams	4.4	12.800	23 =	3.5	11.350	18 =	5.1	12.450	16 =	48.750	17 =
95	Rhyannon	Jones	Park Wrekin College	Teams	4.0	12.250	40 =	3.4	11.350	18 =	4.3	12.650	15 =	48.200	18 =
94	Georgina	Hockenull	Park Wrekin College	Teams	4.4	12.850	21 =	3.9	11.450	17 =	5.1	11.350	35 =	48.100	19 =
58	Natasha	Nolan	Dynamo	Teams	4.4	13.100	14 =	4.6	9.450	44 =	5.2	13.100	5 =	47.750	20 =
1	Amy	Tinkler	South Durham	Teams	4.4	12.850	21 =	3.4	11.000	21 =	4.5	11.500	33 =	47.750	20 =
30	Iona	Theobald	Horsham	Teams	4.2	12.700	27 =	2.0	10.400	34 =	4.0	12.050	22 =	47.200	22 =
23	Carly	Smith	City of Glasgow	Teams	4.4	12.550	33 =	2.9	10.700	28 =	3.4	11.100	39 =	46.900	23 =
57	Nicole	Pavier	Notts "B"	Teams	4.4	12.550	33 =	4.2	10.850	23 =	4.9	12.350	17 =	46.550	24 =
2	Emily	Gargan	South Durham	Teams	4.2	12.600	30 =	3.1	10.650	30 =	4.6	11.200	36 =	46.450	25 =
11	Jade	Stedford	City Of Manchester	Teams	4.0	12.300	37 =	3.1	10.650	30 =	4.8	12.000	23 =	46.250	26 =
4	Jade	Armstrong	South Durham	Teams	4.0	12.100	44 =	2.0	9.500	43 =	4.7	12.000	23 =	46.050	27 =
3	Beth	Donaldson	South Durham	Teams	4.2	12.600	30 =	3.1	10.000	39 =	4.3	11.900	25 =	45.700	28 =
31	Amy	Middleton	Horsham	Teams	4.4	12.950	18 =	4.5	10.050	38 =	4.3	10.800	44 =	45.500	29 =
91	Sarah	Strawbridge	Park Wrekin College	Teams	4.2	12.150	43 =	4.1	11.000	21 =	4.6	10.200	49 =	45.200	30 =
56	Chenay	Elson	Notts "B"	Teams	4.0	12.300	37 =	4.4	9.800	42 =	4.4	11.150	37 =	45.000	31 =
67	Charlotte	Woolfenden	Europa	Teams	4.2	12.700	27 =	1.9	8.900	47 =	4.5	11.800	29 =	44.850	32 =
81	Kirsty	Baldwin	Notts "A"	Teams	4.0	12.600	30 =	4.5	8.600	48 =	4.9	11.850	27 =	44.650	33 =
63	Tayla	Chilver	Europa	Teams	4.0	12.750	25 =	2.0	8.250	50 =	4.4	11.050	41 =	44.300	34 =
27	Jessica	Triffitt	Vernon Park	Teams	4.0	11.850	47 =	1.0	6.950	53 =	3.1	9.700	52 =	39.550	35 =
55	Elissa	Downie	Notts "B"	Teams	4.4	13.300	11 =	0.0	0.000	56 =	4.8	12.900	9 =	38.550	36 =
80	Katrina	(Katy) Bramley	Notts "A"	Teams	4.4	13.050	16 =	4.6	12.300	7 =	0.0	0.000	55 =	37.550	37 =
83	Niamh	Rippin	Notts "A"	Teams	5.0	14.000	1 =	0.0	0.000	56 =	4.0	9.600	53 =	37.100	38 =
39	Imogen	Cairns	The Academy	Teams	4.4	12.900	19 =	0.0	0.000	56 =	5.1	11.650	31 =	37.050	39 =
20	Amy	Regan	City of Glasgow	Teams	4.0	12.300	37 =	3.4	10.750	26 =	0.0	0.000	55 =	35.900	40 =
40	Libby	Lockett	The Academy	Teams	4.2	12.400	36 =	2.8	10.300	35 =	4.6	12.750	13 =	35.450	41 =
38	April	Maslen	The Academy	Teams	4.2	12.450	35 =	3.3	10.200	36 =	0.0	0.000	55 =	34.850	42 =
10	Natasha	Raymund Jayadev	City Of Manchester	Teams	0.0	0.000	53 =	1.0	9.450	44 =	4.3	12.200	19 =	32.900	43 =
21	Megan	Glass	City of Glasgow	Teams	4.0	11.850	47 =	0.0	0.000	56 =	3.1	10.250	48 =	32.700	44 =
19	Orla	Gallacher	City of Glasgow	Teams	4.2	11.300	52 =	2.6	10.200	36 =	3.4	11.100	39 =	32.600	45 =
62	Lora	Long	Dynamo	Teams	4.0	11.800	49 =	4.5	10.000	39 =	3.8	10.600	47 =	32.400	46 =
29	Emily	Moore	Vernon Park	Teams	4.0	12.250	40 =	0.0	0.000	56 =	2.1	9.800	50 =	32.400	46 =
7	Morgan	Finnegan	City Of Manchester	Teams	0.0	0.000	53 =	2.0	9.900	41 =	3.3	9.800	50 =	30.550	48 =
22	Emma	Mackey	City of Glasgow	Teams	0.0	0.000	53 =	1.0	8.350	49 =	2.9	11.000	42 =	30.100	49 =
51	Beth	Tweddle MBE	Liverpool	Teams	0.0	0.000	53 =	6.3	14.900	1 =	0.0	0.000	55 =	29.200	50 =
28	Zara	Gallichan	Vernon Park	Teams	4.0	12.050	45 =	1.1	7.000	52 =	0.0	0.000	55 =	29.150	51 =
26	Georgia	Moore	Vernon Park	Teams	4.0	11.700	50 =	1.1	7.350	51 =	2.2	9.550	54 =	28.600	52 =
47	Abi	Caig	Liverpool	Teams	5.0	13.850	4 =	0.0	0.000	56 =	5.8	13.950	2 =	27.800	53 =
25	Sophie	Greaves-Brayne	Vernon Park	Teams	0.0	0.000	53 =	0.9	6.800	54 =	3.2	10.700	45 =	27.100	54 =
35	Imogen	Chan	The Academy	Teams	0.0	0.000	53 =	0.0	0.000	56 =	4.7	11.850	27 =	24.700	55 =
6	Naomi	Gayle	City Of Manchester	Teams	4.2	12.700	27 =	0.0	0.000	56 =	0.0	0.000	55 =	24.450	56 =
92	Elle	Lavelle	Park Wrekin College	Teams	0.0	0.000	53 =	0.0	0.000	56 =	3.8	11.150	37 =	22.750	57 =
9	Stefanie	Bowles	City Of Manchester	Teams	4.2	11.550	51 =	0.0	0.000	56 =	3.4	11.000	42 =	22.550	58 =
82	Caitlin	Roberts	Notts "A"	Teams	0.0	0.000	53 =	2.8	10.800	25 =	4.8	10.700	45 =	21.500	59 =
8	Lavinia	Raymund Jayadev	City Of Manchester	Teams	4.2	12.000	46 =	0.9	5.100	55 =	0.0	0.000	55 =	17.100	60 =
77	Laura	Mitchell	Heathrow	Teams	0.0	0.000	53 =	4.3	12.050	10 =	0.0	0.000	55 =	12.050	61 =
37	Jasmine	Reed-Yang	The Academy	Teams	0.0	0.000	53 =	5.1	11.550	14 =	0.0	0.000	55 =	11.550	62 =
74	JoJo	Perryman	Heathrow	Teams	0.0	0.000	53 =	0.0	0.000	56 =	3.5	11.550	32 =	11.550	62 =
61	Sophie	Barber	Dynamo	Teams	0.0	0.000	53 =	0.0	0.000	56 =	0.0	0.000	55 =	11.150	64 =
53	Lillie	Buttery	Notts "B"	Teams	0.0	0.000	53 =	4.0	10.550	32 =	0.0	0.000	55 =	10.550	65 =
66	Sophie	Brundish	Europa	Teams	0.0	0.000	53 =	4.1	10.550	32 =	0.0	0.000	55 =	10.550	65 =
96	Emily	Goring	Park Wrekin College	Teams	0.0	0.000	53 =	4.1	9.450	44 =	0.0	0.000	55 =	9.450	67 =